



Your Phone

- ① Mute bar
- ② LED bar
- ③ Softkeys
- ④ Navigation bar and Select button
- ⑤ Volume key

LED Bar States

The LED bar illuminates to indicate status:

- Green, solid: Active call
- Green, flashing: Incoming call
- Green, pulsing: Held call
- Red, solid: Muted call

Place a Call

Enter a number and press **Call**.

Answer a Call

Press **Answer**.

Put a Call on Hold

1. Press **Hold**.
2. To resume a call from hold, press **Resume**.

View Your Recent Calls

Press **Recents** or press the **up** navigation key.

View Your Favorites

Press **Favorites** or press the **down** navigation key to see your speed dial numbers.


Add Another Person to a Call

1. From an active call, press **Conf**.
2. Enter the number of the desired person.
3. Press **Conf** again.

Transfer a Call to Another Person

1. From a call that is not on hold, press **Transfer**.
2. Enter the other person's phone number.
3. Press **Transfer** again.

Mute Your Audio

1. Press **Mute** .
2. Press **Mute** again to turn mute off.


Listen to Voice Messages

Press **Messages** and follow the voice prompts.


Forward All Calls

1. Press **Fwd all**.
2. Dial the number that you want to forward to, or press **Messages**.
3. When you return, press **Fwd off**.

Adjust the Volume in a Call

Press **Volume**  up or down to adjust the volume when the phone is in use.

Adjust the Ringtone Volume

Press **Volume**  left or right to adjust the ringer volume when the phone is not in use.

Change Ringtone

1. Go to **Settings > Preferences > Ringtone**.
2. Scroll through the list of ringtones and press **Play** to hear a sample.
3. Press **Set** and **Apply** to save a selection.